

When Reality Bites!

NUPACE¹ and Diminishing JASSO² Largesse

Claudia Ishikawa

Assistant Professor, NUPACE

A. Introduction

In retrospect, the year 2005 may well mark a turning point for NUPACE. Will the programme, in its tenth year of operation, embark upon a newly independent stage of development? Or will it dwindle, slowly but surely, into non-existence? Overdramatic? Perhaps. However, 2005 will go down as the year when short-term term exchange programme administrators heard straight from the horse's mouth that the age of increasing scholarship allocations had come to an end. Of course, it was an inevitable end to an unusually long honeymoon. And, it was an end that all predicted and could have taken steps to limit the fallout from. However, in a scene reminiscent of *Oliver Twist*, everybody had just kept on hoping for more.

The following report is divided into two parts, the first deals principally with JASSO's public policy of fiscal retrenchment vis-à-vis exchange programmes for incoming students, and consequent challenges facing this particular programme; the second briefly outlines developments in NUPACE student composition and the academic programme.

B. Glasnost at JASSO

On Tuesday, March 15, 2005, a 'Study Meeting on the Short-term Student Exchange Promotion Programme at National University Corporations' (literal translation)³ was held at Tokyo Institute of Technology. The meeting attracted 47 participants from 23 institutions nationwide, the focus of interest comprising a keynote address by the section chief for International Scholarships at the Japan Student Services Organisation (JASSO). The immediate cause for setting up the meeting may be attributed to general *angst* amongst short-term exchange programme co-ordinators in, 1) discovering that JASSO scholarships (inbound) for the academic year 2005~2006 had decreased by 10% from the previous year, dropping from 2,000 to 1,800⁴ and, 2) learning that scholarships specially reserved for institutions having established programmes taught in English had unilaterally been slashed to a maximum of 10 per institution. An explanation was called for.

In accepting the invitation and addressing an anxious audience, the JASSO took an unprecedented step in making public policy developments. And, criticism of

¹ NUPACE is the acronym for the *Nagoya University Program for Academic Exchange*, Nagoya University's short-term student exchange programme for incoming students. Students enrolled in degree programmes at institutions with which Nagoya University has concluded academic exchange agreements are eligible to apply for the programme. Courses that constitute the NUPACE programme are principally taught in English; Japanese language proficiency is not a prerequisite.

² JASSO (Japan Student Services Organisation < 日本学生支援機構 >) is a public corporation with a strong affiliation to the *Monbukagakusho*. The organisation provides short-term exchange students with scholarships comprising a round-trip airfare, settling-in allowance and monthly stipend. Incidentally, the Association of International Education, Japan < AIEJ > was dissolved at the end of the fiscal year 2003~2004, its duties now being assumed by JASSO.

³ 「国立大学法人における短期留学推進制度に関する勉強会」2005年3月15日開催。

⁴ 平成17年度短期留学推進制度（受入れ）奨学金支給割当人数審査概要 in JASSO Document No. 266 (学支国奨第266号) of January 21, 2005.

this policy aside, JASSO is to be lauded for introducing a more transparent and accountable approach to divulging policy decisions. The key points of the address may be summarised as follows:

1. General Budget Allocation: At the Losing End of Competing Interests

JASSO received an operational budget of 22.7 billion yen for the academic year 2005~6, over half of which has been allocated to supporting international student activities. The largest portion of this budget has been appropriated for financial assistance to independently-financed students, with the number of 'honours scholarships' for foreign undergraduate and graduate students earmarked to increase by 100 and 300, respectively. Exchange student pilot schemes such as the 'Joint French-Japanese Doctoral Programme' and 'EU-Japanese Pilot Project' have also been marked out for budget allocation.

With regard to the Short-term Student Exchange Promotion Programme, which includes JASSO scholarships for NUPACE students, the fiscal year 2005~2006 witnessed an operational budget increase of 5 million yen. However, this increase has been allocated exclusively to supporting the 'outbound' part of the programme, the budget for incoming exchange students remaining static. Moreover, rising costs incurred in the purchase of air tickets have had the adverse effect of actually reducing scholarship numbers for incoming students to 1,800 nationwide, as mentioned above.

2. Determining JASSO Short-term Student Exchange Scholarship Allocations: From Estimates to Actualities

Until the fiscal year 2004~2005, JASSO determined the allocation of inbound scholarships by requesting all institutions concerned to simply provide an

estimate of the number of applications to short-term exchange programmes that they expected to receive. Not surprisingly, some institutions grossly bloated these projected numbers, anticipating that they would thus be awarded a greater number of scholarships. In attempting to stem this development, JASSO, as of this fiscal year, has taken to determining scholarship allocation on the basis, not of projected numbers of applications, but of actual exchange student admission in the previous academic year, including that of independently-financed students.

3. The Scaling-down of 'Special Category' Scholarships⁵

The allocation to institutions of JASSO scholarships for special projects within the scope of the Short-term Student Exchange Promotion Programme (Inbound) (see *note 5* below) has, as of 2005~2006, been screened more rigorously, with the efficacy of these very projects being questioned. Consequently, the number of 'special category' scholarships awarded has dropped to approximately 28% of the total number of scholarship allocations. Henceforth, in order to benefit from scholarships earmarked for the special UMAP category, Japanese institutions will need to incorporate a commitment to UCTS in exchange agreements with partner universities. Importantly, institutions have also witnessed a cut in the number of special category scholarships awarded for the establishment of academic programmes taught in English, each institution now receiving a maximum of 10 scholarships for such programmes. (In Nagoya's case, the cut constitutes a 37.5% decrease from 16 scholarship places in the previous year.) Institutions will now be penalised through the withdrawal of one or more scholarships in this category for failing to submit adequate exchange student study reports, or in the event that they grossly overestimate the number of exchange students due

⁵ In addition to general (*ippan*) short-term scholarships, JASSO customarily reserves a specified number of scholarships for 1) institutions having established programmes taught in English, 2) UMAP member institutions, 3) consortium member institutions (i.e., bi-government sponsored inter-university exchange agreements taking the form of consortium <university bloc> agreements), and 4) institutions incorporating internships into their programmes.

to participate in their English-language programmes. Institutions that cannot sustain an exchange student capacity of 20 students per annum for programmes taught in English will henceforth receive no scholarship allocation for this particular category.

4. Budgetary Concerns: Europe and the Issue of Travel Expenses

Albeit an increasing number of applications are received from students enrolled at partner institutions in Europe, JASSO, for budgetary concerns, has felt the need to curtail scholarship allocations for this region to 19.5% of the total. Indeed, notwithstanding the budget allocation of 224,000 yen for a round-trip air-ticket per scholarship place, students from Europe consume on average 320,000~330,000 yen on a standard one-way ticket alone. As a result, JASSO is facing a 400 million yen deficit on a travel budget of 850 million yen, equivalent to approximately 400 scholarship places. The cut in the total number of JASSO short-term scholarship places to 1,800 comprises the direct consequence of this deficit.

According to the JASSO representative, restrictions provided for in regulations pertaining to travel expenses, as well as frequent requests by exchange students to change their travel itinerary, have rendered the purchase of discount air tickets impossible. One tentative solution touted at the meeting was the provision of a fixed travel grant. Here, rather than arranging and supplying successful applicants with round-trip air-tickets, monetary assistance (somewhere in the region of \$500~\$1,000) would be extended to help defray travel expenses.

5. JASSO & the Short-term Student Exchange Promotion Programme (Inbound): Evaluation and Future Policy Considerations

JASSO has (somewhat belatedly) recognised the necessity of evaluating the Short-term Student Exchange Promotion Programme that it established. Although the organisation finds an assessment of academic quality beyond its purview, it plans,

henceforth, to examine the extent to which the allocation of 'special category' scholarships is justified in terms of policy efficacy and, moreover, review the future direction of and method of financial support for the short-term student exchange promotion project in general.

The problem has been compounded by the fact that, since national universities have been relabelled national university corporations, not surprisingly, private universities have seen fit to criticise JASSO for discrimination against them, particularly in the allocation of short-term exchange scholarships for programmes taught in English. For reasons of fairness and transparency, JASSO intends to narrow the gap existing between national university corporations and private institutions in the allocation of these 'special category' scholarships.

Finally, the actual notion of any continued support for short-term exchange programmes is being questioned. As is the case with Europe's ERASMUS scheme, funding for the programmes could theoretically be maintained in the initial five-year period following establishment, with institutions themselves being asked to make arrangements for financing incoming exchange students after this time. The representative assured the audience that with scholarships for programmes taught in English already seriously eroded, JASSO would make every effort to maintain current scholarship numbers for this category, especially in light of the general policy significance of providing English programmes at Japanese universities. Nevertheless, programme co-ordinators also learnt that with new projects in the ascendant, any general increase in short-term student exchange programme scholarships is close to inconceivable, and that the Ministry of Education is of the conviction that short-term exchange programmes need to become more self-sustaining.

Author's Comments:

The reaction amongst exchange programme co-ordinators to the above address, apart from general

deflation, was an interest in mounting an appeal to the Ministry of Education. And indeed, the importance of short-term exchange programmes in fostering relations between universities at an international level, promoting the internationalisation of Japanese universities, and acquainting foreign students from all corners of the world with some notion of the substance of Japan, cannot be overemphasised.

Simultaneously, however, in view of the reality of the decreasing number of JASSO scholarships available, institutions need to, either consider ways in which to attract a constant supply of independently-financed exchange students, or watch their programmes dwindle into insignificance. Needless to say, exchange students who are financing their own stay in Japan will demand value for money and time spent away from their home institutions. Many will gravitate to programmes that ensure a smooth transfer of credits and grades, in order to minimise any financial losses incurred. The academic quality of programmes taught in English in general will be put to the test.

In order to prepare them for future challenges, it may comprise a worthwhile endeavour for Japanese universities that co-ordinate short-term student exchange programmes to undergo an external quality assessment. What I refer to here is a comprehensive evaluation of all facets of the programme, ranging from academic issues such as the curriculum and teaching quality through to operational concerns, including budget use. Such external assessments should be conducted not by peers at national university corporations, all of whom face a similar predicament, but by professionals involved in comparable projects at either private institutions in Japan or at overseas institutions.

As far as JASSO's policy shift is concerned: In view of the gaping chasm in the balance between the number of incoming and outgoing exchange students, a tilt in scholarship allocation that favours the latter was only to be expected. There are, however, two developments

that I would like to quibble with:

1. Whilst basing future scholarship allocation on past records of exchange student admission, rather than contrived estimates of possible applications, should be considered an improvement, this policy renders it difficult for institutions to meaningfully expand their short-term student exchange programmes. For example, institutions concluding new student exchange agreements would find it difficult to secure scholarship support for students coming from these new partner universities, as no past record of student admission would exist.
2. One short-term student exchange programme co-ordinator at the meeting proposed increasing the number of JASSO scholarships whilst simultaneously reducing their individual value. This proposal was rebuffed by the JASSO representative on the grounds that a minimum standard of living should be guaranteed to scholarship recipients. Considering that independently-financed students successfully manage to participate in short-term exchange programmes alongside scholarship recipients, and in view of the fact that close to 90% of foreign students enrolled in degree programmes at Japanese universities are defined as being self-financed, this argument rings hollow. If the result were an actual increase in scholarship numbers, then I would argue that JASSO scholarships of slightly diminished value should be seriously considered as an alternative to slashing scholarship allocations *per se*.

C. JASSO Retrenchment in Figures

1. Scholarship Provisions and Categories: An Overall Synopsis

How does this new JASSO picture translate into figures? Utilising graphs and tables, this section of the report aims to illustrate the major trends in the allocation of JASSO short-term student exchange scholarships and, by extension, go some way to elucidating the system itself.

Table 1. AIEJ (JASSO) Scholarship Provisions: April 1995 ~ March 2004

Year	Scholarships	Category			Provisions		
1995~1996	1,000	No Categorisation			1. ¥100,000 monthly stipend (6~12 months) 2. Economy class round-trip air ticket 3. ¥50,000 settling-in allowance		
1996~1997	1,750	*P&F 1,100	*S-t 650		P&F 1, 2 & 3 as for 1995~1996	S-t 1. ¥80,000 monthly stipend, 2 & 3 (as above)	
1997~1998	1,900	P&F 1,120	S-t 780		P&F 1, 2 & 3 as for 1995~1996	S-t 1, 2 & 3 as for 1996~1997	
1998~1999	1,500	No Categorisation			1. ¥80,000 monthly stipend (6~12 months) 2. Economy class round-trip air ticket 3. ¥25,000 settling-in allowance		
1999~2000	1,803	No Categorisation			1, 2 & 3 as for 1998~1999		
2000~2001	1,732	S-t ?	*I ?	*B ?	S-t 1, 2 & 3 as for 1998~1999	I ¥80,000 monthly stipend (3~5 months)	B ¥40,000 monthly stipend (3~12 months)
2001~2002	1,761	No Categorisation			1, 2 & 3 as for 1998~1999		
2002~2003	1,618	No Categorisation			1. ¥80,000 monthly stipend (3~12 months) 2 & 3 as for 1998~1999		
2003~2004	1,950	No Categorisation			1, 2 & 3 as above		
2004~2005	2,000	No Categorisation			1, 2 & 3 as above		
2005~2006	1,800	No Categorisation			1, 2 & 3 as above		

*P&F = Peace & Friendship Scholarship *S-t = Short-term Scholarship *I = Intensive Short-term Scholarship *B = Bridging Scholars

Table 1 depicts scholarship categories and provisions as allocated by JASSO (formerly the AIEJ) since the establishment of the scholarship programme in 1995. As mentioned above, if a simple comparison with figures for the fiscal year 2004~2005 is to be made, suffice to say that the overall number of scholarships for 2005~2006 decreased considerably from 2,000 to 1,800, a 10% cut.

As referred to above, since April 2001 a variety of scholarship categories, reflecting Ministry of Education policy priorities, were incorporated into the framework of the JASSO Short-term Student Exchange Promotion Program (Inbound). Japanese participating institutions

apply for and are allocated scholarships according to this set of classifications. To recap, in addition to 'general' (*ippan*) JASSO short-term scholarships, a specified number of scholarships are customarily reserved for 1) institutions having established programmes taught in English⁶, 2) UMAP member institutions⁷, 3) consortium member institutions, and 4) institutions incorporating internships into their programmes (refer to Table 2, Pie Chart 1, and Graph 1). 'General' scholarships, as the name suggests, are not project-oriented, and institutions are at liberty to award these scholarships to any exchange student from a partner institution.

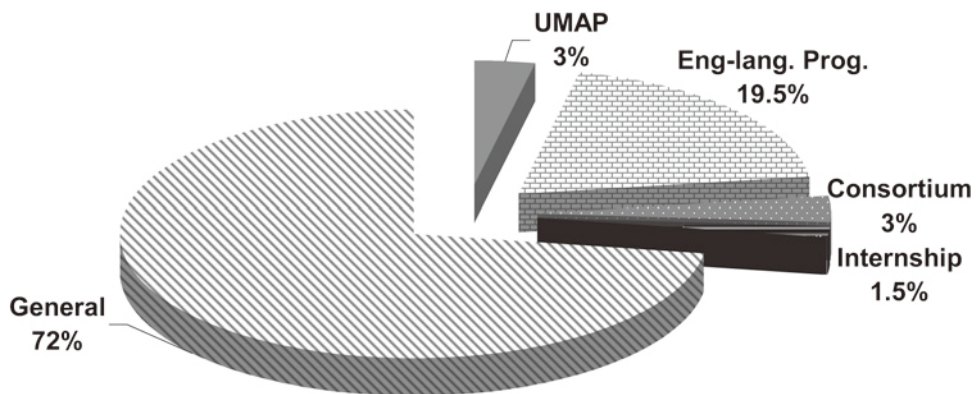
⁶ It was a Ministry of Education prod, urging the establishment at Japanese universities of programmes taught in English, that resulted in the establishment of the AIEJ (now JASSO) *Short-term Student Exchange Promotion Program (Inbound)*. The percentage of JASSO scholarships allocated to this particular category now comprises only 19.5% of the total.

⁷ The acronym for *University Mobility in Asia and the Pacific*. UMAP aspires to promote student mobility in the region, an essential component of which comprises the transfer of credits between participating institutions (UCTS).

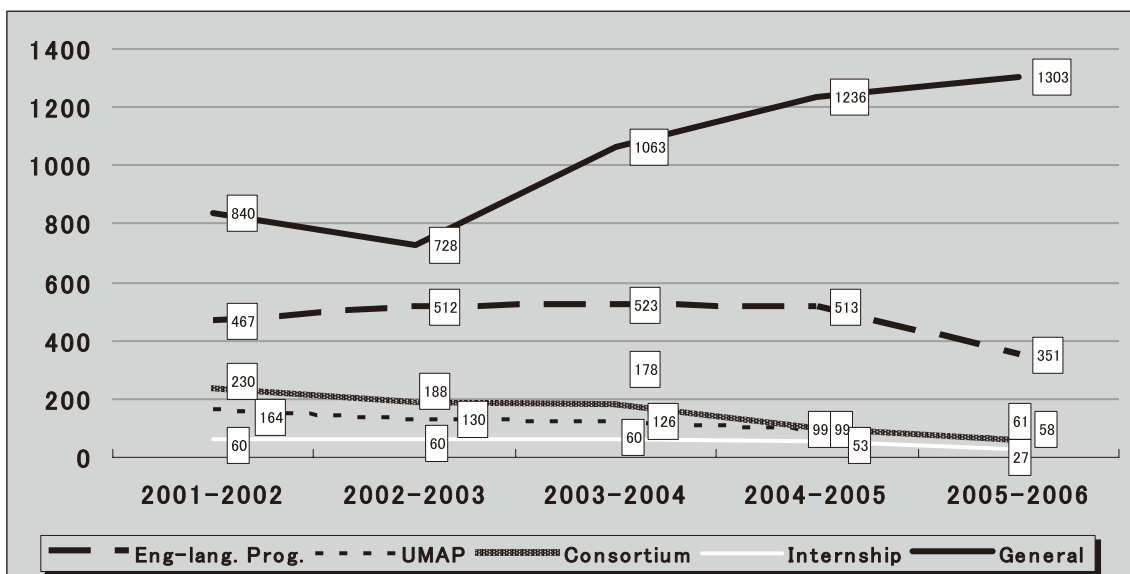
Table 2. JASSO Scholarship Classification – Overall Total: April 2005 ~ March 2006 (1)

Region	Total No./ Scholarships	Of Which Special Category:				Total No./Special Scholarships
		Eng-Language Programme	UMAP	Consortium	Internship	
Asia	800	141	31	27	16	215
C/S. America	46	6	2	0	0	8
Middle East	22	2	0	0	0	2
Africa	30	3	0	0	1	4
N. America	411	78	11	17	5	111
Oceania	140	19	13	5	1	38
Europe	351	102	4	9	4	119
Total	1,800	351	61	58	27	497

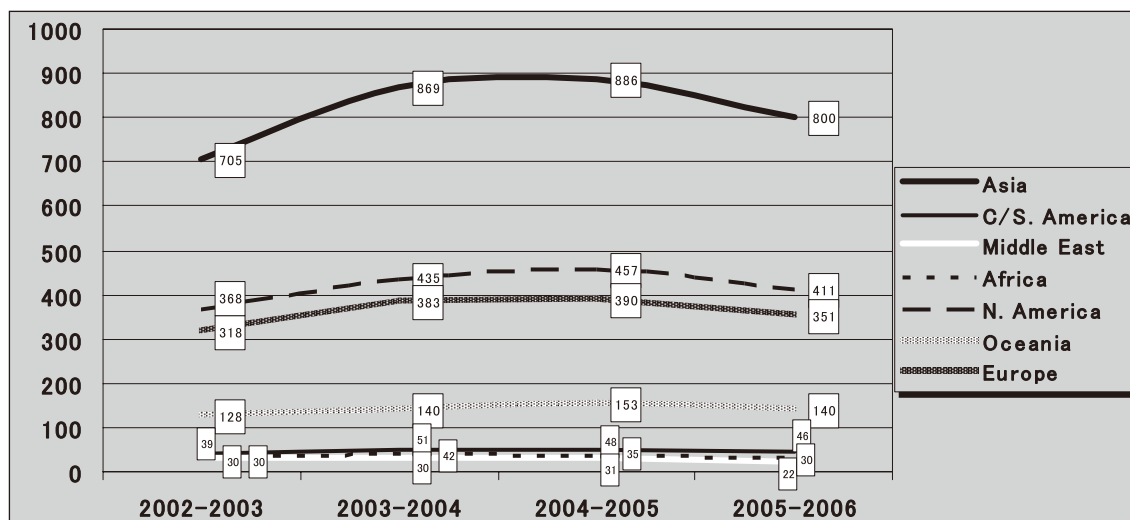
Pie Chart 1. JASSO Scholarship Classification – Overall Total (2). JASSO Scholarships According to Classification: April 2005 ~ March 2006 (Total: 1,800 Scholarships)



Graph 1. Trends in JASSO Scholarship Allocation According to Scholarship Category. An Annual Comparison: April 2001 ~ March 2006



Graph 2. Trends in JASSO Scholarship Allocation according to Recipient Region. An Annual Comparison: April 2002 ~ March 2006



Graph 1 provides a comparison of the overall scholarship allocation according to classification since the academic year 2001~2002, when the categorisation of scholarships commenced. The figures are revealing in that they more than demonstrate JASSO's increasing ambivalence towards the granting of special category scholarships. 'General' scholarships have seen their share of the pie rise from 48% in 2001~2002 to 72% in 2005~2006, in stark contrast to the atrophy of those special category scholarships reserved for English-language programmes, consortiums, UMAP and internships.

A glimpse at the regional distribution of JASSO scholarships (Graph 2) reveals an across the board cut in allocations. Proportionally, the heaviest losers in 2005~2006 comprised the Middle East and Africa, respectively, a somewhat ironic result considering the fact that JASSO's budget is derived exclusively from ODA. The lightest losses were incurred by Central & South America and Oceania, both regions securing scholarships at levels well above 90% of last year's allocation.

Table 3 presents the premiere division of universities in the JASSO scholarship league. Readily deducible from the table is the fact that in the fiscal year 2005~2006

none of the major players managed to increase their allocation of JASSO scholarships, although awards to Waseda University were stationary. And whilst Nagoya University maintained its residual fourth place in the pecking order of JASSO scholarship awards, it suffered a damaging 15% cut in the allocation chase.

Actually, closer scrutiny of the table casts a shadow upon JASSO's new policy of determining scholarship allocation based on actual admission of exchange students in the previous year. Why would Tohoku University, which admitted 65 exchange students in 2004-2005, i.e., 25 more than its JASSO allocation, be penalised by a 30% scholarship loss this academic year? Why would Tokyo University of Foreign Studies lose only 1 scholarship, even though the number of exchange students that it admitted exceeded its scholarship allocation by a mere 11? It seems as though JASSO's explanation of its policy shift is not entirely convincing.

2. Nagoya University's Scholarship Quotas: A Breakdown

Table 4 depicts the number of scholarships made available specifically to Nagoya University for the academic year 2005~2006, divided according to admission period and region. As noted above, if drawing

Table 3. JASSO Scholarship Allocation – Top Recipient Universities: April 2005~March 2006

Rank & Institution in 2005~2006		Total JASSO Scholarships 2005~2006	Short-term Exchange Students Admitted in 2004~2005 ⁸
1 (1)	Kansai Gaidai U.	60 (68) <-12%>	?
(2)	Waseda U.	60 (60) < = >	?
3 (3)	Tsukuba U.	46 (53) <-13%>	106
4 (4)	Nagoya U.	41 (48) <-15%>	67
5 (8)	Tokyo U. of Foreign Studies	32 (33) <-3%>	43
(8)	Keio U.	32 (33) <-3%>	?
7 (6)	Osaka U.	31 (36) <-14%>	71
8 (5)	Tohoku U.	28 (40) <-30%>	65
(7)	Hiroshima U.	28 (35) <-20%>	44
10 (-)	Tokyo Institute of Technology	24 (27) <-11%>	52
(10)	Kyushu U.	24 (31) <-23%>	54

() = Rankings/Figures for 2004~2005

Table 4. JASSO Scholarship Quotas for the Academic Year April 2005~March 2006: Nagoya University

Region		Asia	C/S. America	N. America	Oceania	Europe	Total
Scholarships Awarded		15 (19)	0 (1)	12 (11)	1 (3)	13 (14)	41 (48)
Breakdown:	Apr	5 (5)	0 (0)	3 (3)	1 (1)	3 (4)	12 (13)
	Oct	10 (14)	0 (1)	9 (8)	0 (2)	10 (10)	29 (35)

() = Figures for 2004~2005

a comparison with the last academic year, NUPACE may well be concerned that its scholarship allocation was slashed by 15%. When one reflects upon the 58 scholarships that were allocated to NUPACE in the peak year of 1999~2000, one will note an overall drop of 30% from this highpoint.

The *Table* reveals that, with the exception of North America, all regions are losers this year. Students applying for scholarship assistance from Asia and Oceania, in particular, will find admission to the programme to have become radically competitive.

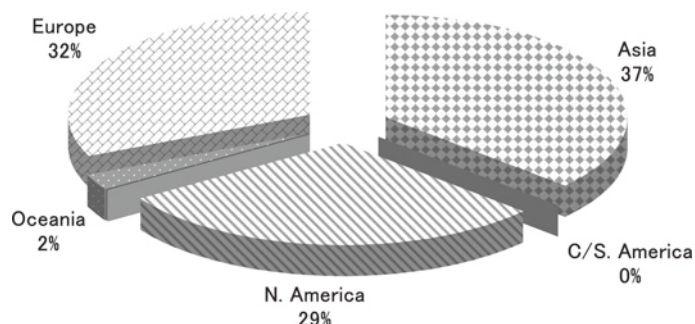
Pie Chart 2 depicts scholarship allocation as divided by region. If compared to last year, one will note that the proportion of scholarships allocated to Europe and North America have, to some extent, risen in

relation to Asia, Oceania and Central/South America. Moreover, scholarships awarded to students enrolled at institutions in 'Western' industrialised nations now account for 63% of the total, as opposed to 60% last year.

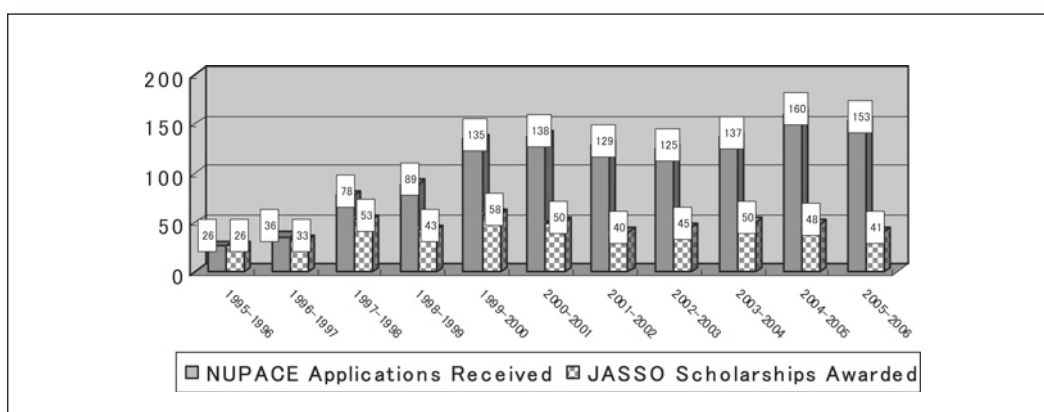
Moreover, the still relatively large JASSO scholarship pool at Nagoya University comprises little consolation to the majority of NUPACE applicants. *Graph 3* highlights that NUPACE consistently receives far more applications than it can hope to allocate scholarships to. Roughly, only 1 in 4 of all NUPACE applicants will benefit from JASSO awards in any given year; competition between students from Asia usually being particularly conspicuous with a ratio of approximately 6 applicants per place. Interestingly, NUPACE is also receiving an increasing number of applications from

⁸ Actual statistics for short-term exchange students admitted to the three private universities listed on this table (i.e., Kansai Gaidai, Waseda, and Keio) were unknown to the author at the time of writing. All other universities listed are national university corporations, for which figures on actual short-term exchange student admission are available.

Pie Chart 2. JASSO Scholarship Breakdown by Region: April 2005~March 2006 (Total: 41 Scholarships)



Graph 3. Proportion of NUPACE Applications per JASSO Scholarship Place: February 1996~March 2005



students enrolled at European partner institutions. In the fiscal year 2004~2005, applicants from this regions outnumbered available scholarships by a ratio that was in excess of 3:1.

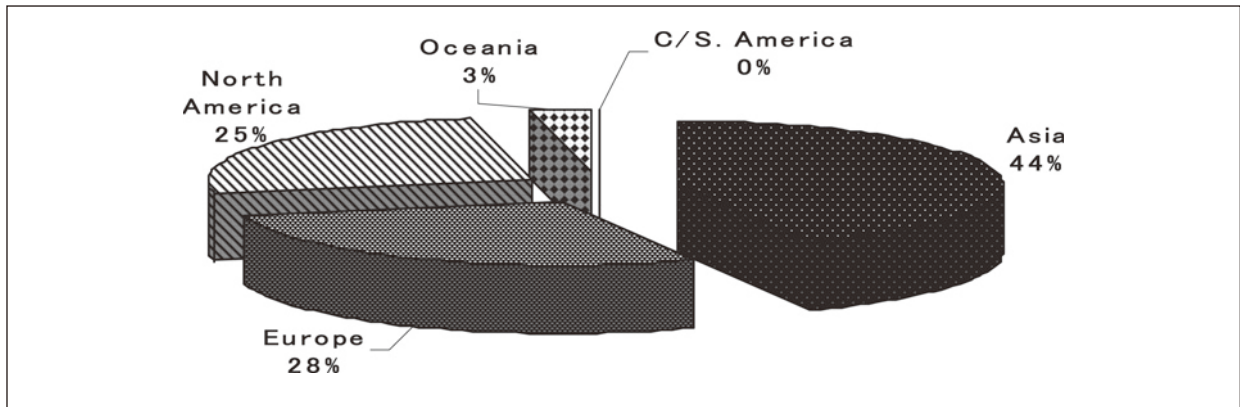
D. NUPACE: Student Breakdown

Now moving onto the reality of student admission, the remainder of this report will limit itself to illustrating to the reader NUPACE as it currently stands, commencing with the breakdown of students who actually came to Japan to participate in NUPACE in the academic year 2004~2005.

A comparison with figures last year demonstrates that students enrolled at institutions in North America saw the largest gain in the academic year 2004~2005, jumping from 20% to 25% of total student composition. All other regions witnessed a slight decrease in their portion of the pie.

The regional composition of incoming students over NUPACE's nine-year lifespan is depicted in *Graph 4*. The steady ascent of Europe and North America is particularly noticeable when viewed from the perspective of this graph. Factors contributing to the shift in student composition may be considered to be the consequence of an adjustment in the regional allocation of JASSO scholarships, as outlined above, and an increasing willingness on the part of exchange students from North American and European institutions to participate in NUPACE in an independently-financed capacity (see *Table 5*). The introduction, effective from April 2002, of a minimum exchange period of 3 months, as opposed to the 6 months that had been the norm until the academic year 2001, has also opened NUPACE to those exchange students who previously felt unable to absent themselves from their home universities for the stipulated six-month minimum. This liberalisation of the programme is particularly popular with students

Pie-chart 3. NUPACE Students by Region of Home Institution: April 2004~March 2005 (Total: 67 Students)



Graph 4. Students by Region of Home Institution: February 1996 ~ March 2005 (Total: 466 Students)

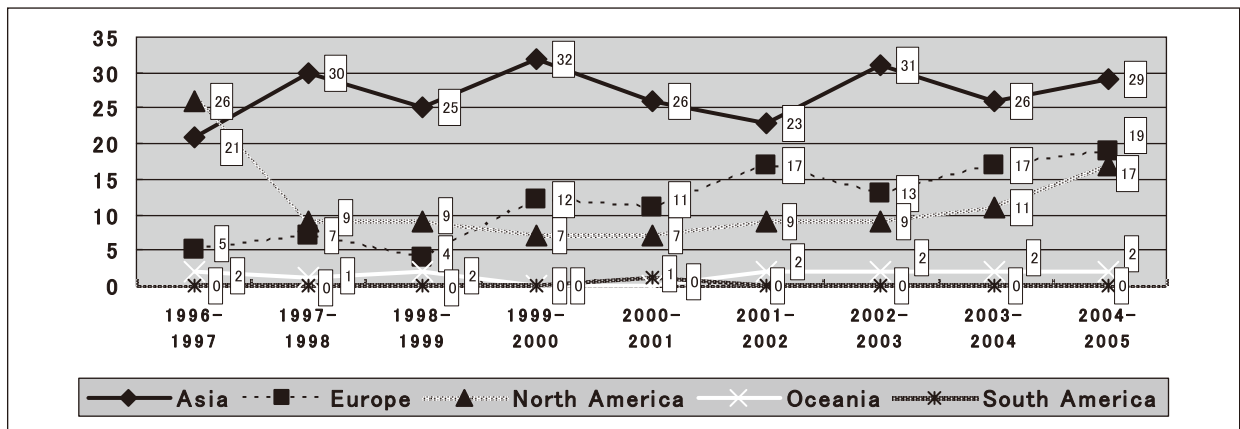


Table 5. NUPACE Students by Source of Funding: April 2004~March 2005 (Total: 67 Students)

Region	April 2004 Admission		September 2004 Admission		Regional Sub-Total	
	JASSO-funded	Self-financed	JASSO-funded	Self-financed	JASSO-funded	Self-financed
Asia	5	5	16	3	21	8
Europe	4	1	10	4	14	5
N. America	3	4	9	1	12	5
Oceania	1	1	0	0	1	1
Total	13	11	35	8	48	19

enrolled in partner institutions in the United States, whose academic calendars tends to differ from that in Japan.

Table 5 summarises data on the ratio of JASSO-funded students in relation to independently-financed⁹

students for academic year 2004~2005:

In the fiscal year 2004~2005, 72% of 67 exchange students admitted to NUPACE benefited from JASSO funding. This comprises a marked decrease from the 91% of NUPACE students enjoying such support

⁹ Not all independently-financed students are entirely self-supported. A certain number receive some form of financial assistance from their home institutions or other organisations, although NUPACE is not currently aware of the extent of this assistance.

in the year 2003~2004, and readers will note that students from North America and Europe have become increasingly willing to support themselves for the duration of their exchange¹⁰. Taking into consideration the declining availability of JASSO funding, one would hope that this trend continues, and it may be a good omen that only 50% of the 24 students admitted to NUPACE in April 2005 received JASSO awards, with the remainder opting to participate in the programme as independently-financed students.

E. Concluding Comments: The Next Step

Although it not yet entirely obvious to those involved in the programme, NUPACE is, in fact, confronting a crisis. The possibility was mentioned in my article in last year's *ECIS Journal*¹¹, but what has become apparent is that this programme can no longer take Ministry of Education/JASSO largesse for granted. Indeed, JASSO has unequivocally asserted that it is expecting universities to shoulder more of the financial burden for hosting exchange students themselves. As such, in order to remain a viable programme, NUPACE will need to find means of attracting independently-financed students.

However, NUPACE is a comparatively self-contained programme and, although experienced in co-ordinating

an exchange programme, none of the NUPACE faculty members are adequately versed in either public relations or budget keeping to ensure the success of the programme in the absence of JASSO aid. As alluded to above, it may comprise a worthwhile endeavour for NUPACE, in the first instance, to undergo an external quality assessment, as conducted on all facets of the programme, managerial and academic. And again, such an external assessment should be conducted not by NUPACE's peers at national university corporations, but by professionals involved in comparable projects at either private institutions in Japan or at overseas institutions.

On the local level, it may also be of value to conduct a university-wide questionnaire on the operation of NUPACE. Although NUPACE comprises Nagoya University's representative short-term student exchange programme, no meaningful attempt has been made to gauge the opinion of the trustees, deans, faculty members, or administrative officers of this University with regard to the running of the programme. For our post-JASSO survival, I believe it imperative to reinforce university-wide involvement in, and support for NUPACE and, thereby, to ensure that it is not seen as a remote project capable of sustaining itself indefinitely¹².

¹⁰ The vast majority of NUPACE students are enrolled at institutions with which Nagoya University, or a School of Nagoya University has concluded a tuition-waiver agreement. Hence, independently-financed students do not, in principle, pay tuition fees to this university. They are responsible for maintenance only.

¹¹ *NUPACE – Back on the Starting Block. University Autonomy and the Balance Challenge*, pp. 133–147 in 『名古屋大学留学生センター紀要 第2号』(2004年).

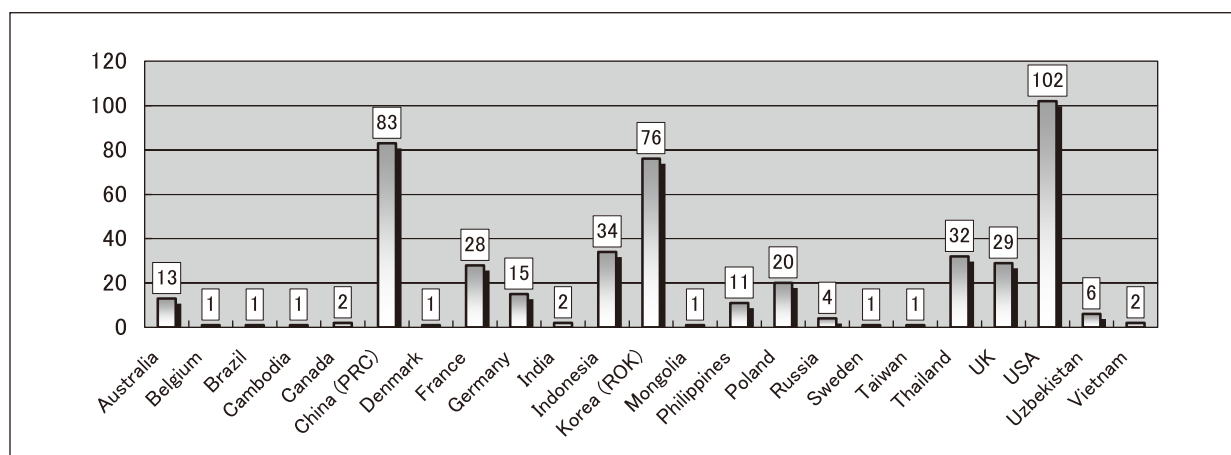
¹² Feedback to this article should be addressed to the author at k46189a@cc.nagoya-u.ac.jp.

Appendix 1. Institutions Sending Students to NUPACE – February 1996~March 2005

Country	Institution	Agreement with	No. Admitted	
Australia	Macquarie University	*GSID	5	
	University of South Australia	*U	2	
	University of Sydney	*U	6	
Belgium	Institut Supérieur de Traducteurs et Interprètes, Brussels	*Languages and Cultures	1	
Brazil	University of Brasilia	*U	1	
Cambodia	Royal University of Phnom Penh	*Law	1	
Canada	Toronto University	*Education	2	
China (PRC)	Beijing 2 nd Foreign Language Institute	*Languages & Cultures	9	
	Beijing University of Technology	*Engineering	9	
	Central South University of Technology	*Engineering	7	
	China University of Political Science and Law	*Law	7	
	East China Normal University	*Education	6	
	East China University of Politics & Law	*Law	2	
	Fudan University	*U	10	
	Harbin Institute of Technology	U/Engineering	1	
	Jilin University	*U	5	
	Nanjing University	*U	6	
	Northeastern University	*Engineering	6	
	Peking University	U	2	
	Shanghai Jiaotong University	*U	2	
	Tongji University	*U	2	
	Tsinghua University	U/*GSID	6	
	Xi'an Jiaotong University	*U	1	
	Zhejiang University	*U	2	
	Denmark	University of Copenhagen	U	1
	France	University of Grenoble	*U/*Letters	12
		University of Lyon III	*GSID	5
University of Paris-Sorbonne (Paris IV)		*Letters	1	
Germany	University of Strasbourg	*U	10	
	Technical University of Braunschweig	U	1	
	Technical University of Chemnitz	*U	5	
	Technical University of Munich	*U	2	
India	University of Freiburg	*U	7	
	University of Poona	U	2	
Indonesia	Bandung Institute of Technology	*Engineering/*Science	4	
	Gadjah Mada University	*U	23	
	Padjadjaran University	*Letters	2	
Korea (ROK)	Surabaya University	*U	5	
	Chungnam National University	*Economics	9	
	Ewha Women's University	*U	7	
	Gyeongsang National University	*U	36	
	Korea Maritime University	*Engineering	2	
Korea University	Korea University	*Education/*GSID	9	
	Mokpo National University	*U	13	
	National University of Mongolia	*Law	1	
Philippines	University of the Philippines, Los Banos	*GSID	11	
Poland	Warsaw University of Technology	*Engineering	11	
	University of Gdansk	*Medicine	9	
Russia	Moscow State Institute of Engineering Physics	*Engineering	2	
	Moscow State University	*Information Science	1	
	Russian Academy of Science, Siberian Division	*Agricultural Sciences	1	
Sweden	Lund University	*Law	1	
Taiwan	National Chenchi University	*Law	1	
Thailand	Chulalongkorn University	*U	22	
	Kasetsart University	*U	10	
UK	University of Bristol	*U	3	
	University of Manchester	*Science	5	
	University of Sheffield	*U	13	
	University of Warwick	*U	8	
USA	Harvard University	*Medicine	3	
	North Carolina State University	*U	54	
	New York University	*U	7	
	St. Olaf College	*U	7	
	Southern Illinois University at Carbondale	*U	2	
	University of California, Los Angeles	Education	1	
	University of Cincinnati	*U	11	
	University of Illinois (Urbana-Champaign)	*U	5	
	University of Kentucky	*Engineering	1	
	University of Michigan	*Engineering	6	
	University of Pennsylvania	*Medicine	5	
Uzbekistan	Tashkent State Institute of Law	*Law	5	
	University of World Economy and Diplomacy	*Law	1	
Vietnam	Hanoi University of Technology	*Information Science	2	
23 Countries	73 Institutions		466 Students	

(* indicates that a tuition-waiver agreement has been concluded)

Appendix 2. NUPACE Students by Country of Institution: February 1996~March 2005 (Total: 466 Students)



Appendix 3. NUPACE Academic Programme 2005~2006: An Overview

Japanese Language Courses

Standard Course (4 credits):

Elementary Japanese I ~ Advanced Japanese II (8 levels)

Intensive Course (8 credits):

Elementary Japanese I ~ Intermediate Japanese II (4 levels)

Introductory Courses Taught in Japanese

2 credits each

Global Society I, II (A/S)
 Introduction to Japanese Language & Culture (A)
 Introduction to Japanese Linguistics I, II (A/S)
 Introduction to Japanese Society & Culture I, II (A/S)
 Introduction to Linguistics I, II (A/S)

Japan Area & Intercultural Studies

2 credits each

Communication and Human Relations in Cross-Cultural Contexts (S)
 Contemporary Japanese Society (S)
 Intercultural Communication (A)
 Introduction to Japanese History (A)
 Introduction to Japanese Politics (S)
 Introduction to the Japanese Economy (A)
 Modern Japan & its Post WWII International Relations (S)
 Science & Technology in Japan (A)

Courses in the Student's Major

2 credits each, with the exception of Advanced Studies in Japanese Language & Culture

Education Ctr. for Int'l Students

Adv. Studies in Japanese Language & Culture I, II (1-yr. course; A~)
 Japan as an International Society: A Socio-legal Perspective (S)

Agricultural Sciences

Introduction to Bioagricultural Sciences (A)

Economics

Developmental Economics (S)

Education

Education in Japan (S)

Engineering

Introduction to Applied Physics, Materials & Energy Engineering (S)
 Introduction to Chemical & Biological Industries (S)
 Introduction to Civil Engineering & Architecture (A)
 Introduction to Production Engineering (S)
 Overview of Adv. Elec., Electronic & Information Engineering (A)

Environmental Studies	Highlights of Environmental Studies (S)
Information Science	Aspects of Information Science (S)
International Development	Introduction to International Development (S) Japan's Development Experience (A)
Languages & Cultures	Introduction to Critical Discourse Analysis (S)
Law	Politics & Law in Japan (A)
Letters	Linguistics & Language Acquisition I, II (A/S) Overall Architecture of English I, II (A/S)
Medicine	Health Service Systems, Administration & Relevant Seminars (A/S)
Others	Selected Grad. School of Int'l Development and Law Courses Guided Independent Study (GIS) Regular courses available to all degree-seeking students (*J)

*J = Medium of instruction is Japanese A = Autumn Semester S = Spring Semester